

ELIGIBILITY FORM PROCESS

Student Login






Step 1: In student profile the Eligibility Registration tab is given. The pdf of Eligibility Form will be available.

The screenshot shows the 'STUDENT PROFILE' page with a navigation menu at the top. The 'Eligibility Registration' tab is highlighted in a yellow box. Below the navigation menu, the 'Student Personal Details' section is visible, containing input fields for Full Name, Name as it appears on 10th mark sheet, Email, Personal Email, and Mother's Name. There is also an 'Upload Your Signature' button and a placeholder for a profile picture. A Windows watermark is visible in the bottom right corner.

Step 2:

The screenshot shows the 'STUDENT PROFILE' page with the 'Eligibility Registration' tab selected. A red box highlights the 'Download Eligibility Registration Form' button, with a red arrow pointing to it from the text 'Click Here'. The Windows watermark is also present in the bottom right corner.

Step 3: Click and download. Signed and upload it. In Documents Tab.

Personal	Guardian Details	Parent Details	Contact	10 th	12 th	Diploma	UG	PG	Certificates	Projects	Work-Exp	Technical	Gap	Training	Achievement
Career Objectives	Research Book Publication	Research Paper Publication	Bank Details	Medical Details	Print Profile	Documents	Entrance Details	Eligibility Registration							
Upload Documents	Upload/View Admission Documents	Admission Form PDF's													
Upload Other Documents															
Attached Docs:		 Eligibility_Form_2021-04-07_04_03_47.pdf 													
Upload		 click here and upload													
		<p> Click on Upload Document Button to Upload Your Document</p> <p> .doc, .docx, .xls, .xlsx, .pdf, .jpg, .text, .png, .gif, .ppt, .pptx, .zip files only</p>													